

Smart Actuator 가격표


■ SAN 표준품

MODEL		050	100	150	200	250	300	350	400	450	500
SAN45	기본형	430,000	445,000	465,000	485,000	500,000	520,000	550,000	570,000	585,000	605,000
	직결형	470,000	485,000	505,000	525,000	540,000	560,000	590,000	610,000	625,000	645,000
	병렬형	540,000	555,000	575,000	595,000	610,000	630,000	660,000	680,000	695,000	715,000
	기본형 + 센서포함	475,000	505,000	525,000	545,000	560,000	580,000	610,000	630,000	645,000	665,000
	직결형 + 센서포함	515,000	545,000	565,000	585,000	600,000	620,000	650,000	670,000	685,000	705,000
	병렬형 + 센서포함	585,000	615,000	635,000	655,000	670,000	690,000	720,000	740,000	755,000	775,000

MODEL		050	100	150	200	250	300	350	400	450	500
SAN4520	기본형	490,000	510,000	540,000	575,000	595,000	615,000	650,000	670,000	700,000	720,000
	직결형	530,000	550,000	580,000	615,000	635,000	655,000	690,000	710,000	740,000	760,000
	병렬형	600,000	620,000	650,000	685,000	705,000	725,000	760,000	780,000	810,000	830,000
	기본형 + 센서포함	535,000	570,000	600,000	635,000	655,000	675,000	710,000	730,000	760,000	780,000
	직결형 + 센서포함	575,000	610,000	640,000	675,000	695,000	715,000	750,000	770,000	800,000	820,000
	병렬형 + 센서포함	645,000	680,000	710,000	745,000	765,000	785,000	820,000	840,000	870,000	890,000

MODEL		050	100	150	200	250	300	350	400	450	500
SAN45H	기본형	495,000	515,000	530,000	550,000	570,000	600,000	615,000	635,000	655,000	675,000
	직결형	535,000	555,000	570,000	590,000	610,000	640,000	655,000	675,000	695,000	715,000
	병렬형	605,000	625,000	640,000	660,000	680,000	710,000	725,000	745,000	765,000	785,000
	기본형 + 센서포함	540,000	575,000	590,000	610,000	630,000	660,000	675,000	695,000	715,000	735,000
	직결형 + 센서포함	580,000	615,000	630,000	650,000	670,000	700,000	715,000	735,000	755,000	775,000
	병렬형 + 센서포함	650,000	685,000	700,000	720,000	740,000	770,000	785,000	805,000	825,000	845,000

MODEL		050	100	150	200	250	300	350	400	450	500
SAN4520H	기본형	545,000	580,000	610,000	630,000	650,000	685,000	705,000	735,000	755,000	800,000
	직결형	585,000	620,000	650,000	670,000	690,000	725,000	745,000	775,000	795,000	840,000
	병렬형	655,000	690,000	720,000	740,000	760,000	795,000	815,000	845,000	865,000	910,000
	기본형 + 센서포함	590,000	640,000	670,000	690,000	710,000	745,000	765,000	795,000	815,000	860,000
	직결형 + 센서포함	630,000	680,000	710,000	730,000	750,000	785,000	805,000	835,000	855,000	900,000
	병렬형 + 센서포함	700,000	750,000	780,000	800,000	820,000	855,000	875,000	905,000	925,000	970,000



Smart Actuator 가격표


■ SAN 표준품

MODEL		050	100	150	200	250	300	350	400	450	500	600
SAN65	기본형	490,000	510,000	535,000	560,000	585,000	605,000	640,000	665,000	690,000	710,000	775,000
	직결형	535,000	555,000	580,000	605,000	630,000	650,000	685,000	710,000	735,000	755,000	820,000
	병렬형	610,000	630,000	655,000	680,000	705,000	725,000	760,000	785,000	810,000	830,000	895,000
	기본형 + 센서포함	535,000	570,000	595,000	620,000	645,000	665,000	700,000	725,000	750,000	770,000	835,000
	직결형 + 센서포함	580,000	615,000	640,000	665,000	690,000	710,000	745,000	770,000	795,000	815,000	880,000
	병렬형 + 센서포함	655,000	690,000	715,000	740,000	765,000	785,000	820,000	845,000	870,000	890,000	955,000

MODEL		050	100	150	200	250	300	350	400	450	500	600
SAN6520	기본형	575,000	600,000	620,000	660,000	700,000	725,000	750,000	775,000	815,000	840,000	905,000
	직결형	620,000	645,000	665,000	705,000	745,000	770,000	795,000	820,000	860,000	885,000	950,000
	병렬형	695,000	720,000	740,000	780,000	820,000	845,000	870,000	895,000	935,000	960,000	1,025,000
	기본형 + 센서포함	620,000	660,000	680,000	720,000	760,000	785,000	810,000	835,000	875,000	900,000	965,000
	직결형 + 센서포함	665,000	705,000	725,000	765,000	805,000	830,000	855,000	880,000	920,000	945,000	1,010,000
	병렬형 + 센서포함	740,000	780,000	800,000	840,000	880,000	905,000	930,000	955,000	995,000	1,020,000	1,085,000

MODEL		050	100	150	200	250	300	350	400	450	500	600
SAN65H	기본형	550,000	575,000	600,000	625,000	645,000	680,000	705,000	730,000	750,000	775,000	840,000
	직결형	595,000	620,000	645,000	670,000	690,000	725,000	750,000	775,000	795,000	820,000	885,000
	병렬형	670,000	695,000	720,000	745,000	765,000	800,000	825,000	850,000	870,000	895,000	960,000
	기본형 + 센서포함	595,000	635,000	660,000	685,000	705,000	740,000	765,000	790,000	810,000	835,000	900,000
	직결형 + 센서포함	640,000	680,000	705,000	730,000	750,000	785,000	810,000	835,000	855,000	880,000	945,000
	병렬형 + 센서포함	715,000	755,000	780,000	805,000	825,000	860,000	885,000	910,000	930,000	955,000	1,020,000

MODEL		050	100	150	200	250	300	350	400	450	500	600
SAN6520H	기본형	635,000	660,000	695,000	740,000	765,000	785,000	810,000	855,000	880,000	920,000	985,000
	직결형	680,000	705,000	740,000	785,000	810,000	830,000	855,000	900,000	925,000	965,000	1,030,000
	병렬형	755,000	780,000	815,000	860,000	885,000	905,000	930,000	975,000	1,000,000	1,040,000	1,105,000
	기본형 + 센서포함	680,000	720,000	755,000	800,000	825,000	845,000	870,000	915,000	940,000	980,000	1,045,000
	직결형 + 센서포함	725,000	765,000	800,000	845,000	870,000	890,000	915,000	960,000	985,000	1,025,000	1,090,000
	병렬형 + 센서포함	800,000	840,000	875,000	920,000	945,000	965,000	990,000	1,035,000	1,060,000	1,100,000	1,165,000



Smart Actuator 가격표


■ SAN 표준품

MODEL		050	100	150	200	250	300	350	400	450	500	600
SAN70	기본형	585,000	610,000	630,000	655,000	680,000	705,000	730,000	770,000	795,000	820,000	865,000
	직결형	630,000	655,000	675,000	700,000	725,000	750,000	775,000	815,000	840,000	865,000	910,000
	병렬형	705,000	730,000	750,000	775,000	800,000	825,000	850,000	890,000	915,000	940,000	985,000
	기본형 + 센서포함	630,000	670,000	690,000	715,000	740,000	765,000	790,000	830,000	855,000	880,000	925,000
	직결형 + 센서포함	675,000	715,000	735,000	760,000	785,000	810,000	835,000	875,000	900,000	925,000	970,000
	병렬형 + 센서포함	750,000	790,000	810,000	835,000	860,000	885,000	910,000	950,000	975,000	1,000,000	1,045,000

MODEL		050	100	150	200	250	300	350	400	450	500	600
SAN70H	기본형	735,000	755,000	780,000	805,000	830,000	855,000	895,000	920,000	945,000	970,000	1,020,000
	직결형	780,000	800,000	825,000	850,000	875,000	900,000	940,000	965,000	990,000	1,015,000	1,065,000
	병렬형	855,000	875,000	900,000	925,000	950,000	975,000	1,015,000	1,040,000	1,065,000	1,090,000	1,140,000
	기본형 + 센서포함	780,000	815,000	840,000	865,000	890,000	915,000	955,000	980,000	1,005,000	1,030,000	1,080,000
	직결형 + 센서포함	825,000	860,000	885,000	910,000	935,000	960,000	1,000,000	1,025,000	1,050,000	1,075,000	1,125,000
	병렬형 + 센서포함	900,000	935,000	960,000	985,000	1,010,000	1,035,000	1,075,000	1,100,000	1,125,000	1,150,000	1,200,000

MODEL		050	100	150	200	250	300	350	400	450	500	600
SAN7020	기본형	635,000	665,000	695,000	725,000	755,000	785,000	820,000	860,000	895,000	925,000	985,000
	직결형	680,000	710,000	740,000	770,000	800,000	830,000	865,000	905,000	940,000	970,000	1,030,000
	병렬형	755,000	785,000	815,000	845,000	875,000	905,000	940,000	980,000	1,015,000	1,045,000	1,105,000
	기본형 + 센서포함	680,000	725,000	755,000	785,000	815,000	845,000	880,000	920,000	955,000	985,000	1,045,000
	직결형 + 센서포함	725,000	770,000	800,000	830,000	860,000	890,000	925,000	965,000	1,000,000	1,030,000	1,090,000
	병렬형 + 센서포함	800,000	845,000	875,000	905,000	935,000	965,000	1,000,000	1,040,000	1,075,000	1,105,000	1,165,000

MODEL		050	100	150	200	250	300	350	400	450	500	600
SAN7020H	기본형	790,000	820,000	850,000	880,000	910,000	945,000	985,000	1,020,000	1,050,000	1,080,000	1,145,000
	직결형	835,000	865,000	895,000	925,000	955,000	990,000	1,030,000	1,065,000	1,095,000	1,125,000	1,190,000
	병렬형	910,000	940,000	970,000	1,000,000	1,030,000	1,065,000	1,105,000	1,140,000	1,170,000	1,200,000	1,265,000
	기본형 + 센서포함	835,000	880,000	910,000	940,000	970,000	1,005,000	1,045,000	1,080,000	1,110,000	1,140,000	1,205,000
	직결형 + 센서포함	880,000	925,000	955,000	985,000	1,015,000	1,050,000	1,090,000	1,125,000	1,155,000	1,185,000	1,250,000
	병렬형 + 센서포함	955,000	1,000,000	1,030,000	1,060,000	1,090,000	1,125,000	1,165,000	1,200,000	1,230,000	1,260,000	1,325,000



Smart Actuator 가격표

■ SAN 표준품

MODEL		050	100	150	200	250	300	350	400	450	500	600	700	800	900	1000
SAN100	기본형	685,000	705,000	730,000	770,000	790,000	810,000	870,000	895,000	930,000	960,000	1,000,000	1,065,000	1,110,000	1,185,000	1,285,000
	직결형	745,000	765,000	790,000	830,000	850,000	870,000	930,000	955,000	990,000	1,020,000	1,060,000	1,125,000	1,170,000	1,245,000	1,345,000
	방열형	815,000	835,000	860,000	900,000	920,000	940,000	1,000,000	1,025,000	1,060,000	1,090,000	1,130,000	1,195,000	1,240,000	1,315,000	1,415,000
	기본형 + 센서포함	730,000	765,000	790,000	830,000	850,000	870,000	930,000	955,000	990,000	1,020,000	1,060,000	1,125,000	1,170,000	1,245,000	1,345,000
	직결형 + 센서포함	790,000	825,000	850,000	890,000	910,000	930,000	990,000	1,015,000	1,050,000	1,080,000	1,120,000	1,185,000	1,230,000	1,305,000	1,405,000
	방열형 + 센서포함	860,000	895,000	920,000	960,000	980,000	1,000,000	1,060,000	1,085,000	1,120,000	1,150,000	1,190,000	1,255,000	1,300,000	1,375,000	1,475,000

MODEL		050	100	150	200	250	300	350	400	450	500	600	700	800	900	1000
SAN100H	기본형	835,000	860,000	900,000	920,000	940,000	1,000,000	1,025,000	1,060,000	1,090,000	1,110,000	1,165,000	1,225,000	1,275,000	1,395,000	1,465,000
	직결형	895,000	920,000	960,000	980,000	1,000,000	1,060,000	1,085,000	1,120,000	1,150,000	1,170,000	1,225,000	1,285,000	1,335,000	1,455,000	1,525,000
	방열형	965,000	990,000	1,030,000	1,050,000	1,070,000	1,130,000	1,155,000	1,190,000	1,220,000	1,240,000	1,295,000	1,355,000	1,405,000	1,525,000	1,595,000
	기본형 + 센서포함	880,000	920,000	960,000	980,000	1,000,000	1,060,000	1,085,000	1,120,000	1,150,000	1,170,000	1,225,000	1,285,000	1,335,000	1,455,000	1,525,000
	직결형 + 센서포함	940,000	980,000	1,020,000	1,040,000	1,060,000	1,120,000	1,145,000	1,180,000	1,210,000	1,230,000	1,285,000	1,345,000	1,395,000	1,515,000	1,585,000
	방열형 + 센서포함	1,010,000	1,050,000	1,090,000	1,110,000	1,130,000	1,190,000	1,215,000	1,250,000	1,280,000	1,300,000	1,355,000	1,415,000	1,465,000	1,585,000	1,655,000

MODEL		050	100	150	200	250	300	350	400	450	500	600	700	800	900	1000	1100	1200
SAN120	기본형	765,000	790,000	820,000	855,000	885,000	915,000	955,000	1,000,000	1,030,000	1,070,000	1,130,000	1,210,000	1,300,000	1,390,000	1,430,000	1,640,000	1,700,000
	직결형	825,000	850,000	880,000	915,000	945,000	975,000	1,015,000	1,060,000	1,090,000	1,130,000	1,190,000	1,270,000	1,360,000	1,450,000	1,490,000	1,700,000	1,760,000
	방열형	895,000	920,000	950,000	985,000	1,015,000	1,045,000	1,085,000	1,130,000	1,160,000	1,200,000	1,260,000	1,340,000	1,430,000	1,520,000	1,560,000	1,770,000	1,830,000
	기본형 + 센서포함	810,000	850,000	880,000	915,000	945,000	975,000	1,015,000	1,060,000	1,090,000	1,130,000	1,190,000	1,270,000	1,360,000	1,450,000	1,490,000	1,700,000	1,760,000
	직결형 + 센서포함	870,000	910,000	940,000	975,000	1,005,000	1,035,000	1,075,000	1,120,000	1,150,000	1,190,000	1,250,000	1,330,000	1,420,000	1,510,000	1,550,000	1,760,000	1,820,000
	방열형 + 센서포함	940,000	980,000	1,010,000	1,045,000	1,075,000	1,105,000	1,145,000	1,190,000	1,220,000	1,260,000	1,320,000	1,400,000	1,490,000	1,580,000	1,620,000	1,830,000	1,890,000

MODEL		050	100	150	200	250	300	350	400	450	500	600	700	800	900	1000	1100	1200
SAN120H	기본형	995,000	1,030,000	1,060,000	1,090,000	1,130,000	1,175,000	1,205,000	1,245,000	1,265,000	1,305,000	1,385,000	1,475,000	1,565,000	1,605,000	1,815,000	1,875,000	1,955,000
	직결형	1,055,000	1,090,000	1,120,000	1,150,000	1,190,000	1,235,000	1,265,000	1,305,000	1,325,000	1,365,000	1,445,000	1,535,000	1,625,000	1,665,000	1,875,000	1,935,000	2,015,000
	방열형	1,125,000	1,160,000	1,190,000	1,220,000	1,260,000	1,305,000	1,335,000	1,375,000	1,395,000	1,435,000	1,515,000	1,605,000	1,695,000	1,735,000	1,945,000	2,005,000	2,085,000
	기본형 + 센서포함	1,040,000	1,090,000	1,120,000	1,150,000	1,190,000	1,235,000	1,265,000	1,305,000	1,325,000	1,365,000	1,445,000	1,535,000	1,625,000	1,665,000	1,875,000	1,935,000	2,015,000
	직결형 + 센서포함	1,100,000	1,150,000	1,180,000	1,210,000	1,250,000	1,295,000	1,325,000	1,365,000	1,385,000	1,425,000	1,505,000	1,595,000	1,685,000	1,725,000	1,935,000	1,995,000	2,075,000
	방열형 + 센서포함	1,170,000	1,220,000	1,250,000	1,280,000	1,320,000	1,365,000	1,395,000	1,435,000	1,455,000	1,495,000	1,575,000	1,665,000	1,755,000	1,795,000	2,005,000	2,065,000	2,145,000

Smart Actuator 가격표

■ SAN 표준품

MODEL		050	100	150	200	250	300	350	400	450	500	600	700	800	900	1000	1100	1200	1300	1400	1500	1600
SAN150	기본형	875,000	895,000	915,000	1,030,000	1,050,000	1,070,000	1,090,000	1,120,000	1,135,000	1,155,000	1,195,000	1,240,000	1,440,000	1,545,000	1,725,000	1,815,000	1,905,000	2,105,000	2,195,000	2,395,000	2,545,000
	직결형	960,000	980,000	1,000,000	1,115,000	1,135,000	1,155,000	1,175,000	1,205,000	1,220,000	1,240,000	1,280,000	1,325,000	1,525,000	1,630,000	1,810,000	1,900,000	1,990,000	2,190,000	2,280,000	2,480,000	2,630,000
	방열형	1,030,000	1,050,000	1,070,000	1,185,000	1,205,000	1,225,000	1,245,000	1,275,000	1,290,000	1,310,000	1,350,000	1,395,000	1,595,000	1,700,000	1,880,000	1,970,000	2,060,000	2,260,000	2,350,000	2,550,000	2,700,000
	기본형 + 센서포함	920,000	955,000	975,000	1,090,000	1,110,000	1,130,000	1,150,000	1,180,000	1,195,000	1,215,000	1,255,000	1,300,000	1,500,000	1,605,000	1,785,000	1,875,000	1,965,000	2,165,000	2,255,000	2,455,000	2,605,000
	직결형 + 센서포함	1,005,000	1,040,000	1,060,000	1,175,000	1,195,000	1,215,000	1,235,000	1,265,000	1,280,000	1,300,000	1,340,000	1,385,000	1,585,000	1,690,000	1,870,000	1,960,000	2,050,000	2,250,000	2,340,000	2,540,000	2,690,000
	방열형 + 센서포함	1,075,000	1,110,000	1,130,000	1,245,000	1,265,000	1,285,000	1,305,000	1,335,000	1,350,000	1,370,000	1,410,000	1,455,000	1,655,000	1,760,000	1,940,000	2,030,000	2,120,000	2,320,000	2,410,000	2,610,000	2,760,000

MODEL		050	100	150	200	250	300	350	400	450	500	600	700	800	900	1000	1100	1200	1300	1400	1500	1600
SAN150H	기본형	1,115,000	1,230,000	1,250,000	1,270,000	1,290,000	1,320,000	1,335,000	1,355,000	1,375,000	1,395,000	1,440,000	1,640,000	1,745,000	1,925,000	2,015,000	2,105,000	2,305,000	2,395,000	2,595,000	2,745,000	2,845,000
	직결형	1,200,000	1,315,000	1,335,000	1,355,000	1,375,000	1,405,000	1,420,000	1,440,000	1,460,000	1,480,000	1,525,000	1,725,000	1,830,000	2,010,000	2,100,000	2,190,000	2,390,000	2,480,000	2,680,000	2,830,000	2,930,000
	방열형	1,270,000	1,385,000	1,405,000	1,425,000	1,445,000	1,475,000	1,490,000	1,510,000	1,530,000	1,550,000	1,595,000	1,795,000	1,900,000	2,080,000	2,170,000	2,260,000	2,460,000	2,550,000	2,750,000	2,900,000	3,000,000
	기본형 + 센서포함	1,160,000	1,290,000	1,310,000	1,330,000	1,350,000	1,380,000	1,395,000	1,415,000	1,435,000	1,455,000	1,500,000	1,700,000	1,805,000	1,985,000	2,075,000	2,165,000	2,365,000	2,455,000	2,655,000	2,805,000	2,905,000
	직결형 + 센서포함	1,245,000	1,375,000	1,395,000	1,415,000	1,435,000	1,465,000	1,480,000	1,500,000	1,520,000	1,540,000	1,585,000	1,785,000	1,890,000	2,070,000	2,160,000	2,250,000	2,450,000	2,540,000	2,740,000	2,890,000	2,990,000
	방열형 + 센서포함	1,315,000	1,445,000	1,465,000	1,485,000	1,505,000	1,535,000	1,550,000	1,570,000	1,590,000	1,610,000	1,655,000	1,855,000	1,960,000	2,140,000	2,230,000	2,320,000	2,520,000	2,610,000	2,810,000	2,960,000	3,060,000

MODEL		300	400	500	600	700	800	900	1000	1100	1200	1300	1400	1500	1600	1700	1800	1900	2000
SAN210	기본형	1,990,000	2,250,000	2,330,000	2,420,000	3,180,000	3,270,000	3,350,000	3,440,000	3,520,000	3,960,000	4,040,000	4,130,000	4,210,000	4,300,000	4,820,000	4,900,000	4,980,000	5,070,000
	직결형	2,170,000	2,430,000	2,510,000	2,600,000	3,360,000	3,450,000	3,530,000	3,620,000	3,700,000	4,140,000	4,220,000	4,310,000	4,390,000	4,480,000	5,000,000	5,080,000	5,160,000	5,250,000
	방열형	2,290,000	2,550,000	2,630,000	2,720,000	3,480,000	3,570,000	3,650,000	3,740,000	3,820,000	4,260,000	4,340,000	4,430,000	4,510,000	4,600,000	5,120,000	5,200,000	5,280,000	5,370,000
	기본형 + 센서포함	2,050,000	2,310,000	2,390,000	2,480,000	3,240,000	3,330,000	3,410,000	3,500,000	3,580,000	4,020,000	4,100,000	4,190,000	4,270,000	4,360,000	4,880,000	4,960,000	5,040,000	5,130,000
	직결형 + 센서포함	2,230,000	2,490,000	2,570,000	2,660,000	3,420,000	3,510,000	3,590,000	3,680,000	3,760,000	4,200,000	4,280,000	4,370,000	4,450,000	4,540,000	5,060,000	5,140,000	5,220,000	5,310,000
	방열형 + 센서포함	2,350,000	2,610,000	2,690,000	2,780,000	3,540,000	3,630,000	3,710,000	3,800,000	3,880,000	4,320,000	4,400,000	4,490,000	4,570,000	4,660,000	5,180,000	5,260,000	5,340,000	5,430,000

MODEL		300	400	500	600	700	800	900	1000	1100	1200	1300	1400	1500	1600	1700	1800
SAN210H	기본형	2,600,000	2,680,000	2,770,000	3,530,000	3,620,000	3,700,000	3,790,000	3,870,000	4,310,000	4,390,000	4,480,000	4,560,000	4,650,000	5,170,000	5,250,000	5,330,000
	직결형	2,780,000	2,860,000	2,950,000	3,710,000	3,800,000	3,880,000	3,970,000	4,050,000	4,490,000	4,570,000	4,660,000	4,740,000	4,830,000	5,350,000	5,430,000	5,510,000
	방열형	2,900,000	2,980,000	3,070,000	3,830,000	3,920,000	4,000,000	4,090,000	4,170,000	4,610,000	4,690,000	4,780,000	4,860,000	4,950,000	5,470,000	5,550,000	5,630,000
	기본형 + 센서포함	2,660,000	2,740,000	2,830,000	3,590,000	3,680,000	3,760,000	3,850,000	3,930,000	4,370,000	4,450,000	4,540,000	4,620,000	4,710,000	5,230,000	5,310,000	5,390,000
	직결형 + 센서포함	2,840,000	2,920,000	3,010,000	3,770,000	3,860,000	3,940,000	4,030,000	4,110,000	4,550,000	4,630,000	4,720,000	4,800,000	4,890,000	5,410,000	5,490,000	5,570,000
	방열형 + 센서포함	2,960,000	3,040,000	3,130,000	3,890,000	3,980,000	4,060,000	4,150,000	4,230,000	4,670,000	4,750,000	4,840,000	4,920,000	5,010,000	5,530,000	5,610,000	5,690,000

Smart Actuator 가격표

■ PSA 표준품

MODEL		050	100	150	200	250	300	350	400	450	500
PSA45	기본형	485,000	500,000	515,000	530,000	545,000	560,000	570,000	600,000	615,000	630,000
	직결형	525,000	540,000	555,000	570,000	585,000	600,000	610,000	640,000	655,000	670,000
	병렬형	595,000	610,000	625,000	640,000	655,000	670,000	680,000	710,000	725,000	740,000
	기본형 + 센서포함	530,000	560,000	575,000	590,000	605,000	620,000	630,000	660,000	675,000	690,000
	직결형 + 센서포함	570,000	600,000	615,000	630,000	645,000	660,000	670,000	700,000	715,000	730,000
	병렬형 + 센서포함	640,000	670,000	685,000	700,000	715,000	730,000	740,000	770,000	785,000	800,000

MODEL		050	100	150	200	250	300	350	400	450	500
PSA45H	기본형	595,000	610,000	625,000	640,000	655,000	665,000	695,000	710,000	725,000	740,000
	직결형	635,000	650,000	665,000	680,000	695,000	705,000	735,000	750,000	765,000	780,000
	병렬형	705,000	720,000	735,000	750,000	765,000	775,000	805,000	820,000	835,000	850,000
	기본형 + 센서포함	640,000	670,000	685,000	700,000	715,000	725,000	755,000	770,000	785,000	800,000
	직결형 + 센서포함	680,000	710,000	725,000	740,000	755,000	765,000	795,000	810,000	825,000	840,000
	병렬형 + 센서포함	750,000	780,000	795,000	810,000	825,000	835,000	865,000	880,000	895,000	910,000

MODEL		050	100	150	200	250	300	350	400	450	500
PSA4520	기본형	505,000	525,000	545,000	565,000	585,000	605,000	625,000	660,000	680,000	695,000
	직결형	545,000	565,000	585,000	605,000	625,000	645,000	665,000	700,000	720,000	735,000
	병렬형	615,000	635,000	655,000	675,000	695,000	715,000	735,000	770,000	790,000	805,000
	기본형 + 센서포함	550,000	585,000	605,000	625,000	645,000	665,000	685,000	720,000	740,000	755,000
	직결형 + 센서포함	590,000	625,000	645,000	665,000	685,000	705,000	725,000	760,000	780,000	795,000
	병렬형 + 센서포함	660,000	695,000	715,000	735,000	755,000	775,000	795,000	830,000	850,000	865,000

MODEL		050	100	150	200	250	300	350	400	450	500
PSA4520H	기본형	620,000	640,000	660,000	680,000	700,000	720,000	755,000	775,000	790,000	815,000
	직결형	660,000	680,000	700,000	720,000	740,000	760,000	795,000	815,000	830,000	855,000
	병렬형	730,000	750,000	770,000	790,000	810,000	830,000	865,000	885,000	900,000	925,000
	기본형 + 센서포함	665,000	700,000	720,000	740,000	760,000	780,000	815,000	835,000	850,000	875,000
	직결형 + 센서포함	705,000	740,000	760,000	780,000	800,000	820,000	855,000	875,000	890,000	915,000
	병렬형 + 센서포함	775,000	810,000	830,000	850,000	870,000	890,000	925,000	945,000	960,000	985,000



Smart Actuator 가격표

■ PSA 표준품

MODEL		050	100	150	200	250	300	350	400	450	500	600
PSA65	기본형	540,000	555,000	575,000	595,000	615,000	635,000	655,000	690,000	710,000	730,000	770,000
	직결형	585,000	600,000	620,000	640,000	660,000	680,000	700,000	735,000	755,000	775,000	815,000
	병렬형	660,000	675,000	695,000	715,000	735,000	755,000	775,000	810,000	830,000	850,000	890,000
	기본형 + 센서포함	585,000	615,000	635,000	655,000	675,000	695,000	715,000	750,000	770,000	790,000	830,000
	직결형 + 센서포함	630,000	660,000	680,000	700,000	720,000	740,000	760,000	795,000	815,000	835,000	875,000
	병렬형 + 센서포함	705,000	735,000	755,000	775,000	795,000	815,000	835,000	870,000	890,000	910,000	950,000

MODEL		050	100	150	200	250	300	350	400	450	500	600
PSA65H	기본형	680,000	700,000	720,000	740,000	760,000	780,000	815,000	835,000	855,000	875,000	915,000
	직결형	725,000	745,000	765,000	785,000	805,000	825,000	860,000	880,000	900,000	920,000	960,000
	병렬형	800,000	820,000	840,000	860,000	880,000	900,000	935,000	955,000	975,000	995,000	1,035,000
	기본형 + 센서포함	725,000	760,000	780,000	800,000	820,000	840,000	875,000	895,000	915,000	935,000	975,000
	직결형 + 센서포함	770,000	805,000	825,000	845,000	865,000	885,000	920,000	940,000	960,000	980,000	1,020,000
	병렬형 + 센서포함	845,000	880,000	900,000	920,000	940,000	960,000	995,000	1,015,000	1,035,000	1,055,000	1,095,000

MODEL		050	100	150	200	250	300	350	400	450	500	600
PSA6520	기본형	580,000	605,000	630,000	655,000	680,000	705,000	730,000	770,000	795,000	820,000	870,000
	직결형	625,000	650,000	675,000	700,000	725,000	750,000	775,000	815,000	840,000	865,000	915,000
	병렬형	700,000	725,000	750,000	775,000	800,000	825,000	850,000	890,000	915,000	940,000	990,000
	기본형 + 센서포함	625,000	665,000	690,000	715,000	740,000	765,000	790,000	830,000	855,000	880,000	930,000
	직결형 + 센서포함	670,000	710,000	735,000	760,000	785,000	810,000	835,000	875,000	900,000	925,000	975,000
	병렬형 + 센서포함	745,000	785,000	810,000	835,000	860,000	885,000	910,000	950,000	975,000	1,000,000	1,050,000

MODEL		050	100	150	200	250	300	350	400	450	500	600
PSA6520H	기본형	730,000	755,000	780,000	805,000	830,000	855,000	895,000	920,000	945,000	970,000	1,020,000
	직결형	775,000	800,000	825,000	850,000	875,000	900,000	940,000	965,000	990,000	1,015,000	1,065,000
	병렬형	850,000	875,000	900,000	925,000	950,000	975,000	1,015,000	1,040,000	1,065,000	1,090,000	1,140,000
	기본형 + 센서포함	775,000	815,000	840,000	865,000	890,000	915,000	955,000	980,000	1,005,000	1,030,000	1,080,000
	직결형 + 센서포함	820,000	860,000	885,000	910,000	935,000	960,000	1,000,000	1,025,000	1,050,000	1,075,000	1,125,000
	병렬형 + 센서포함	895,000	935,000	960,000	985,000	1,010,000	1,035,000	1,075,000	1,100,000	1,125,000	1,150,000	1,200,000



Smart Actuator 가격표

■ PSA 표준품

MODEL		050	100	150	200	250	300	350	400	450	500	600	700	800	900	1000
PSA95	기본형	605,000	630,000	655,000	685,000	715,000	740,000	770,000	810,000	835,000	860,000	905,000	975,000	1,040,000	1,120,000	1,180,000
	직결형	660,000	685,000	710,000	740,000	770,000	795,000	825,000	865,000	890,000	915,000	960,000	1,030,000	1,095,000	1,175,000	1,235,000
	방열형	730,000	755,000	780,000	810,000	840,000	865,000	895,000	935,000	960,000	985,000	1,030,000	1,100,000	1,165,000	1,245,000	1,305,000
	기본형 + 센서포함	650,000	690,000	715,000	745,000	775,000	800,000	830,000	870,000	895,000	920,000	965,000	1,035,000	1,100,000	1,180,000	1,240,000
	직결형 + 센서포함	705,000	745,000	770,000	800,000	830,000	855,000	885,000	925,000	950,000	975,000	1,020,000	1,090,000	1,155,000	1,235,000	1,295,000
	방열형 + 센서포함	775,000	815,000	840,000	870,000	900,000	925,000	955,000	995,000	1,020,000	1,045,000	1,090,000	1,160,000	1,225,000	1,305,000	1,365,000

MODEL		050	100	150	200	250	300	350	400	450	500	600	700	800	900	1000
PSA95H	기본형	760,000	785,000	815,000	845,000	870,000	900,000	940,000	965,000	990,000	1,020,000	1,075,000	1,140,000	1,215,000	1,295,000	1,485,000
	직결형	815,000	840,000	870,000	900,000	925,000	955,000	995,000	1,020,000	1,045,000	1,075,000	1,130,000	1,195,000	1,270,000	1,350,000	1,540,000
	방열형	885,000	910,000	940,000	970,000	995,000	1,025,000	1,065,000	1,090,000	1,115,000	1,145,000	1,200,000	1,265,000	1,340,000	1,420,000	1,610,000
	기본형 + 센서포함	805,000	845,000	875,000	905,000	930,000	960,000	1,000,000	1,025,000	1,050,000	1,080,000	1,135,000	1,200,000	1,275,000	1,355,000	1,545,000
	직결형 + 센서포함	860,000	900,000	930,000	960,000	985,000	1,015,000	1,055,000	1,080,000	1,105,000	1,135,000	1,190,000	1,255,000	1,330,000	1,410,000	1,600,000
	방열형 + 센서포함	930,000	970,000	1,000,000	1,030,000	1,055,000	1,085,000	1,125,000	1,150,000	1,175,000	1,205,000	1,260,000	1,325,000	1,400,000	1,480,000	1,670,000

MODEL		050	100	150	200	250	300	350	400	450	500	600	700	800	900	1000	1100	1200
PSA125	기본형	680,000	705,000	735,000	765,000	790,000	815,000	850,000	890,000	915,000	950,000	1,000,000	1,070,000	1,150,000	1,235,000	1,265,000	1,465,000	1,515,000
	직결형	740,000	765,000	795,000	825,000	850,000	875,000	910,000	950,000	975,000	1,010,000	1,060,000	1,130,000	1,210,000	1,295,000	1,325,000	1,525,000	1,575,000
	방열형	810,000	835,000	865,000	895,000	920,000	945,000	980,000	1,020,000	1,045,000	1,080,000	1,130,000	1,200,000	1,280,000	1,365,000	1,395,000	1,595,000	1,645,000
	기본형 + 센서포함	725,000	765,000	795,000	825,000	850,000	875,000	910,000	950,000	975,000	1,010,000	1,060,000	1,130,000	1,210,000	1,295,000	1,325,000	1,525,000	1,575,000
	직결형 + 센서포함	785,000	825,000	855,000	885,000	910,000	935,000	970,000	1,010,000	1,035,000	1,070,000	1,120,000	1,190,000	1,270,000	1,355,000	1,385,000	1,585,000	1,635,000
	방열형 + 센서포함	855,000	895,000	925,000	955,000	980,000	1,005,000	1,040,000	1,080,000	1,105,000	1,140,000	1,190,000	1,260,000	1,340,000	1,425,000	1,455,000	1,655,000	1,705,000

MODEL		050	100	150	200	250	300	350	400	450	500	600	700	800	900	1000	1100	1200
PSA125H	기본형	910,000	940,000	965,000	990,000	1,025,000	1,065,000	1,090,000	1,125,000	1,140,000	1,175,000	1,245,000	1,325,000	1,410,000	1,440,000	1,640,000	1,690,000	1,760,000
	직결형	970,000	1,000,000	1,025,000	1,050,000	1,085,000	1,125,000	1,150,000	1,185,000	1,200,000	1,235,000	1,305,000	1,385,000	1,470,000	1,500,000	1,700,000	1,750,000	1,820,000
	방열형	1,040,000	1,070,000	1,095,000	1,120,000	1,155,000	1,195,000	1,220,000	1,255,000	1,270,000	1,305,000	1,375,000	1,455,000	1,540,000	1,570,000	1,770,000	1,820,000	1,890,000
	기본형 + 센서포함	955,000	1,000,000	1,025,000	1,050,000	1,085,000	1,125,000	1,150,000	1,185,000	1,200,000	1,235,000	1,305,000	1,385,000	1,470,000	1,500,000	1,700,000	1,750,000	1,820,000
	직결형 + 센서포함	1,015,000	1,060,000	1,085,000	1,110,000	1,145,000	1,185,000	1,210,000	1,245,000	1,260,000	1,295,000	1,365,000	1,445,000	1,530,000	1,560,000	1,760,000	1,810,000	1,880,000
	방열형 + 센서포함	1,085,000	1,130,000	1,155,000	1,180,000	1,215,000	1,255,000	1,280,000	1,315,000	1,330,000	1,365,000	1,435,000	1,515,000	1,600,000	1,630,000	1,830,000	1,880,000	1,950,000

Smart Actuator 가격표

■ PSA 표준품

MODEL		050	100	150	200	250	300	350	400	450	500	600	700	800	900	1000	1100	1200	1300	1400	1500	1600
PSA165	기본형	815,000	835,000	855,000	960,000	980,000	1,000,000	1,030,000	1,050,000	1,065,000	1,085,000	1,125,000	1,175,000	1,340,000	1,395,000	1,430,000	1,520,000	1,570,000	1,695,000	1,745,000	1,970,000	2,020,000
	직결형	915,000	935,000	955,000	1,060,000	1,080,000	1,100,000	1,130,000	1,150,000	1,165,000	1,185,000	1,225,000	1,275,000	1,440,000	1,495,000	1,530,000	1,620,000	1,670,000	1,795,000	1,845,000	2,070,000	2,120,000
	방열형	970,000	990,000	1,010,000	1,115,000	1,135,000	1,155,000	1,185,000	1,205,000	1,220,000	1,240,000	1,280,000	1,330,000	1,495,000	1,550,000	1,585,000	1,675,000	1,725,000	1,850,000	1,900,000	2,125,000	2,175,000
	기본형 + 센서포함	860,000	895,000	915,000	1,020,000	1,040,000	1,060,000	1,090,000	1,110,000	1,125,000	1,145,000	1,185,000	1,235,000	1,400,000	1,455,000	1,490,000	1,580,000	1,630,000	1,755,000	1,805,000	2,030,000	2,080,000
	직결형 + 센서포함	960,000	995,000	1,015,000	1,120,000	1,140,000	1,160,000	1,190,000	1,210,000	1,225,000	1,245,000	1,285,000	1,335,000	1,500,000	1,555,000	1,590,000	1,680,000	1,730,000	1,855,000	1,905,000	2,130,000	2,180,000
방열형 + 센서포함		1,015,000	1,050,000	1,070,000	1,175,000	1,195,000	1,215,000	1,245,000	1,265,000	1,280,000	1,300,000	1,340,000	1,390,000	1,555,000	1,610,000	1,645,000	1,735,000	1,785,000	1,910,000	1,960,000	2,185,000	2,235,000

MODEL		050	100	150	200	250	300	350	400	450	500	600	700	800	900	1000	1100	1200	1300	1400	1500	1600
PSA165H	기본형	1,055,000	1,160,000	1,180,000	1,200,000	1,230,000	1,250,000	1,265,000	1,285,000	1,305,000	1,325,000	1,375,000	1,540,000	1,595,000	1,630,000	1,720,000	1,770,000	1,895,000	1,945,000	2,170,000	2,220,000	2,455,000
	직결형	1,155,000	1,260,000	1,280,000	1,300,000	1,330,000	1,350,000	1,365,000	1,385,000	1,405,000	1,425,000	1,475,000	1,640,000	1,695,000	1,730,000	1,820,000	1,870,000	1,995,000	2,045,000	2,270,000	2,320,000	2,555,000
	방열형	1,210,000	1,315,000	1,335,000	1,355,000	1,385,000	1,405,000	1,420,000	1,440,000	1,460,000	1,480,000	1,530,000	1,695,000	1,750,000	1,785,000	1,875,000	1,925,000	2,050,000	2,100,000	2,325,000	2,375,000	2,610,000
	기본형 + 센서포함	1,100,000	1,220,000	1,240,000	1,260,000	1,290,000	1,310,000	1,325,000	1,345,000	1,365,000	1,385,000	1,435,000	1,600,000	1,655,000	1,690,000	1,780,000	1,830,000	1,955,000	2,005,000	2,230,000	2,280,000	2,515,000
	직결형 + 센서포함	1,200,000	1,320,000	1,340,000	1,360,000	1,390,000	1,410,000	1,425,000	1,445,000	1,465,000	1,485,000	1,535,000	1,700,000	1,755,000	1,790,000	1,880,000	1,930,000	2,055,000	2,105,000	2,330,000	2,380,000	2,615,000
방열형 + 센서포함		1,255,000	1,375,000	1,395,000	1,415,000	1,445,000	1,465,000	1,480,000	1,500,000	1,520,000	1,540,000	1,590,000	1,755,000	1,810,000	1,845,000	1,935,000	1,985,000	2,110,000	2,160,000	2,385,000	2,435,000	2,670,000

MODEL		300	400	500	600	700	800	900	1000	1100	1200	1300	1400	1500	1600	1700	1800	1900	2000
PSA210	기본형	1,590,000	1,810,000	1,870,000	1,940,000	2,600,000	2,660,000	2,730,000	2,790,000	2,860,000	3,230,000	3,300,000	3,370,000	3,430,000	3,500,000	3,940,000	4,010,000	4,070,000	4,140,000
	직결형	1,770,000	1,990,000	2,050,000	2,120,000	2,780,000	2,840,000	2,910,000	2,970,000	3,040,000	3,410,000	3,480,000	3,550,000	3,610,000	3,680,000	4,120,000	4,190,000	4,250,000	4,320,000
	방열형	1,890,000	2,110,000	2,170,000	2,240,000	2,900,000	2,960,000	3,030,000	3,090,000	3,160,000	3,530,000	3,600,000	3,670,000	3,730,000	3,800,000	4,240,000	4,310,000	4,370,000	4,440,000
	기본형 + 센서포함	1,650,000	1,870,000	1,930,000	2,000,000	2,660,000	2,720,000	2,790,000	2,850,000	2,920,000	3,290,000	3,360,000	3,430,000	3,490,000	3,560,000	4,000,000	4,070,000	4,130,000	4,200,000
	직결형 + 센서포함	1,830,000	2,050,000	2,110,000	2,180,000	2,840,000	2,900,000	2,970,000	3,030,000	3,100,000	3,470,000	3,540,000	3,610,000	3,670,000	3,740,000	4,180,000	4,250,000	4,310,000	4,380,000
방열형 + 센서포함		1,950,000	2,170,000	2,230,000	2,300,000	2,960,000	3,020,000	3,090,000	3,150,000	3,220,000	3,590,000	3,660,000	3,730,000	3,790,000	3,860,000	4,300,000	4,370,000	4,430,000	4,500,000

MODEL		300	400	500	600	700	800	900	1000	1100	1200	1300	1400	1500	1600	1700	1800
PSA210H	기본형	2,160,000	2,220,000	2,290,000	2,950,000	3,010,000	3,080,000	3,140,000	3,210,000	3,580,000	3,650,000	3,720,000	3,780,000	3,850,000	4,290,000	4,360,000	4,420,000
	직결형	2,340,000	2,400,000	2,470,000	3,130,000	3,190,000	3,260,000	3,320,000	3,390,000	3,760,000	3,830,000	3,900,000	3,960,000	4,030,000	4,470,000	4,540,000	4,600,000
	방열형	2,460,000	2,520,000	2,590,000	3,250,000	3,310,000	3,380,000	3,440,000	3,510,000	3,880,000	3,950,000	4,020,000	4,080,000	4,150,000	4,590,000	4,660,000	4,720,000
	기본형 + 센서포함	2,220,000	2,280,000	2,350,000	3,010,000	3,070,000	3,140,000	3,200,000	3,270,000	3,640,000	3,710,000	3,780,000	3,840,000	3,910,000	4,350,000	4,420,000	4,480,000
	직결형 + 센서포함	2,400,000	2,460,000	2,530,000	3,190,000	3,250,000	3,320,000	3,380,000	3,450,000	3,820,000	3,890,000	3,960,000	4,020,000	4,090,000	4,530,000	4,600,000	4,660,000
방열형 + 센서포함		2,520,000	2,580,000	2,650,000	3,310,000	3,370,000	3,440,000	3,500,000	3,570,000	3,940,000	4,010,000	4,080,000	4,140,000	4,210,000	4,650,000	4,720,000	4,780,000

■ PBA 표준품

		300	400	500	600	700	800	900	1000
PBA45	기본형	575,000	615,000	635,000	660,000	695,000	735,000	770,000	795,000
	직결형	630,000	670,000	690,000	715,000	750,000	790,000	825,000	850,000
	방열형	745,000	785,000	805,000	830,000	865,000	905,000	940,000	965,000
	기본형 + 센서포함	635,000	675,000	695,000	720,000	755,000	795,000	830,000	855,000
	직결형 + 센서포함	690,000	730,000	750,000	775,000	810,000	850,000	885,000	910,000
	방열형 + 센서포함	805,000	845,000	865,000	890,000	925,000	965,000	1,000,000	1,025,000

MODEL		300	400	500	600	700	800	900	1000
PBA45H	기본형	710,000	730,000	755,000	790,000	830,000	865,000	890,000	975,000
	직결형	765,000	785,000	810,000	845,000	885,000	920,000	945,000	1,030,000
	방열형	880,000	900,000	925,000	960,000	1,000,000	1,035,000	1,060,000	1,145,000
	기본형 + 센서포함	770,000	790,000	815,000	850,000	890,000	925,000	950,000	1,035,000
	직결형 + 센서포함	825,000	845,000	870,000	905,000	945,000	980,000	1,005,000	1,090,000
	방열형 + 센서포함	940,000	960,000	985,000	1,020,000	1,060,000	1,095,000	1,120,000	1,205,000

MODEL		300	400	500	600	700	800	900	1000
PBA65	기본형	615,000	660,000	695,000	725,000	775,000	820,000	870,000	900,000
	직결형	670,000	715,000	750,000	780,000	830,000	875,000	925,000	955,000
	방열형	785,000	830,000	865,000	895,000	945,000	990,000	1,040,000	1,070,000
	기본형 + 센서포함	675,000	720,000	755,000	785,000	835,000	880,000	930,000	960,000
	직결형 + 센서포함	730,000	775,000	810,000	840,000	890,000	935,000	985,000	1,015,000
	방열형 + 센서포함	845,000	890,000	925,000	955,000	1,005,000	1,050,000	1,100,000	1,130,000

MODEL		300	400	500	600	700	800	900	1000
PBA65H	기본형	785,000	820,000	850,000	900,000	945,000	995,000	1,025,000	1,065,000
	직결형	840,000	875,000	905,000	955,000	1,000,000	1,050,000	1,080,000	1,120,000
	방열형	955,000	990,000	1,020,000	1,070,000	1,115,000	1,165,000	1,195,000	1,235,000
	기본형 + 센서포함	845,000	880,000	910,000	960,000	1,005,000	1,055,000	1,085,000	1,125,000
	직결형 + 센서포함	900,000	935,000	965,000	1,015,000	1,060,000	1,110,000	1,140,000	1,180,000
	방열형 + 센서포함	1,015,000	1,050,000	1,080,000	1,130,000	1,175,000	1,225,000	1,255,000	1,295,000

MODEL		300	400	500	600	700	800	900	1000	1100	1200	1300	1400	1500
PBA95	기본형	680,000	730,000	765,000	800,000	850,000	900,000	950,000	990,000	1,085,000	1,140,000	1,185,000	1,240,000	1,290,000
	직결형	740,000	790,000	825,000	860,000	910,000	960,000	1,010,000	1,050,000	1,145,000	1,200,000	1,245,000	1,300,000	1,350,000
	방열형	860,000	910,000	945,000	980,000	1,030,000	1,080,000	1,130,000	1,170,000	1,265,000	1,320,000	1,365,000	1,420,000	1,470,000
	기본형 + 센서포함	740,000	790,000	825,000	860,000	910,000	960,000	1,010,000	1,050,000	1,145,000	1,200,000	1,245,000	1,300,000	1,350,000
	직결형 + 센서포함	800,000	850,000	885,000	920,000	970,000	1,020,000	1,070,000	1,110,000	1,205,000	1,260,000	1,305,000	1,360,000	1,410,000
	방열형 + 센서포함	920,000	970,000	1,005,000	1,040,000	1,090,000	1,140,000	1,190,000	1,230,000	1,325,000	1,380,000	1,425,000	1,480,000	1,530,000

MODEL		300	400	500	600	700	800	900	1000	1100	1200	1300	1400	1500
PBA95H	기본형	860,000	895,000	930,000	980,000	1,030,000	1,080,000	1,120,000	1,215,000	1,270,000	1,290,000	1,340,000	1,395,000	1,445,000
	직결형	920,000	955,000	990,000	1,040,000	1,090,000	1,140,000	1,180,000	1,275,000	1,330,000	1,350,000	1,400,000	1,455,000	1,505,000
	방열형	1,040,000	1,075,000	1,110,000	1,160,000	1,210,000	1,260,000	1,300,000	1,395,000	1,450,000	1,470,000	1,520,000	1,575,000	1,625,000
	기본형 + 센서포함	920,000	955,000	990,000	1,040,000	1,090,000	1,140,000	1,180,000	1,275,000	1,330,000	1,350,000	1,400,000	1,455,000	1,505,000
	직결형 + 센서포함	980,000	1,015,000	1,050,000	1,100,000	1,150,000	1,200,000	1,240,000	1,335,000	1,390,000	1,410,000	1,460,000	1,515,000	1,565,000
	방열형 + 센서포함	1,100,000	1,135,000	1,170,000	1,220,000	1,270,000	1,320,000	1,360,000	1,455,000	1,510,000	1,530,000	1,580,000	1,635,000	1,685,000

MODEL		300	400	500	600	700	800	900	1000	1100	1200	1300	1400	1500	1600	1700	1800	1900	2000
PBA125	기본형	785,000	840,000	875,000	915,000	970,000	1,025,000	1,080,000	1,115,000	1,225,000	1,280,000	1,335,000	1,390,000	1,450,000	1,505,000	1,560,000	1,620,000	1,675,000	1,735,000
	직결형	850,000	905,000	940,000	980,000	1,035,000	1,090,000	1,145,000	1,180,000	1,290,000	1,345,000	1,400,000	1,455,000	1,515,000	1,570,000	1,625,000	1,685,000	1,740,000	1,800,000
	방열형	970,000	1,025,000	1,060,000	1,100,000	1,155,000	1,210,000	1,265,000	1,300,000	1,410,000	1,465,000	1,520,000	1,575,000	1,635,000	1,690,000	1,745,000	1,805,000	1,860,000	1,920,000
	기본형 + 센서포함	845,000	900,000	935,000	975,000	1,030,000	1,085,000	1,140,000	1,175,000	1,285,000	1,340,000	1,395,000	1,450,000	1,510,000	1,565,000	1,620,000	1,680,000	1,735,000	1,795,000
	직결형 + 센서포함	910,000	965,000	1,000,000	1,040,000	1,095,000	1,150,000	1,205,000	1,240,000	1,350,000	1,405,000	1,460,000	1,515,000	1,575,000	1,630,000	1,685,000	1,745,000	1,800,000	1,860,000
	방열형 + 센서포함	1,030,000	1,085,000	1,120,000	1,160,000	1,215,000	1,270,000	1,325,000	1,360,000	1,470,000	1,525,000	1,580,000	1,635,000	1,695,000	1,750,000	1,805,000	1,865,000	1,920,000	1,980,000



■ PBA 표준품

MODEL		300	400	500	600	700	800	900	1000	1100	1200	1300	1400	1500	1600	1700	1800	1900	2000
PBA125H	기본형	1,015,000	1,050,000	1,080,000	1,145,000	1,200,000	1,255,000	1,290,000	1,400,000	1,455,000	1,510,000	1,565,000	1,625,000	1,680,000	1,735,000	1,795,000	1,850,000	1,910,000	2,025,000
	직결형	1,080,000	1,115,000	1,155,000	1,210,000	1,265,000	1,320,000	1,355,000	1,465,000	1,520,000	1,575,000	1,630,000	1,690,000	1,745,000	1,800,000	1,860,000	1,915,000	1,975,000	2,090,000
	방열형	1,200,000	1,235,000	1,275,000	1,330,000	1,385,000	1,440,000	1,475,000	1,585,000	1,640,000	1,695,000	1,750,000	1,810,000	1,865,000	1,920,000	1,980,000	2,035,000	2,095,000	2,210,000
	기본형 + 센서포함	1,075,000	1,110,000	1,150,000	1,205,000	1,260,000	1,315,000	1,350,000	1,460,000	1,515,000	1,570,000	1,625,000	1,685,000	1,740,000	1,795,000	1,855,000	1,910,000	1,970,000	2,085,000
	직결형 + 센서포함	1,140,000	1,175,000	1,215,000	1,270,000	1,325,000	1,380,000	1,415,000	1,525,000	1,580,000	1,635,000	1,690,000	1,750,000	1,805,000	1,860,000	1,920,000	1,975,000	2,035,000	2,150,000
	방열형 + 센서포함	1,260,000	1,295,000	1,335,000	1,390,000	1,445,000	1,500,000	1,535,000	1,645,000	1,700,000	1,755,000	1,810,000	1,870,000	1,925,000	1,980,000	2,040,000	2,095,000	2,155,000	2,270,000

MODEL		300	400	500	600	700	800	900	1000	1100	1200	1300	1400	1500	1600	1700	1800	1900	2000	2100	2200	2300	2400	2500
PBA165	기본형	950,000	1,010,000	1,060,000	1,110,000	1,175,000	1,240,000	1,305,000	1,355,000	1,460,000	1,525,000	1,590,000	1,655,000	1,720,000	1,790,000	1,950,000	2,020,000	2,090,000	2,160,000	2,235,000	2,305,000	2,375,000	2,445,000	2,520,000
	직결형	1,050,000	1,110,000	1,160,000	1,210,000	1,275,000	1,340,000	1,405,000	1,455,000	1,560,000	1,625,000	1,690,000	1,755,000	1,820,000	1,890,000	2,050,000	2,120,000	2,190,000	2,260,000	2,335,000	2,405,000	2,475,000	2,545,000	2,620,000
	방열형	1,175,000	1,235,000	1,285,000	1,335,000	1,400,000	1,465,000	1,530,000	1,580,000	1,685,000	1,750,000	1,815,000	1,880,000	1,945,000	2,015,000	2,175,000	2,245,000	2,315,000	2,385,000	2,460,000	2,530,000	2,600,000	2,670,000	2,745,000
	기본형 + 센서포함	1,010,000	1,070,000	1,120,000	1,170,000	1,235,000	1,300,000	1,365,000	1,415,000	1,520,000	1,585,000	1,650,000	1,715,000	1,780,000	1,850,000	2,010,000	2,080,000	2,150,000	2,220,000	2,295,000	2,365,000	2,435,000	2,505,000	2,580,000
	직결형 + 센서포함	1,110,000	1,170,000	1,220,000	1,270,000	1,335,000	1,400,000	1,465,000	1,515,000	1,620,000	1,685,000	1,750,000	1,815,000	1,880,000	1,950,000	2,110,000	2,180,000	2,250,000	2,320,000	2,395,000	2,465,000	2,535,000	2,605,000	2,680,000
	방열형 + 센서포함	1,235,000	1,295,000	1,345,000	1,395,000	1,460,000	1,525,000	1,590,000	1,640,000	1,745,000	1,810,000	1,875,000	1,940,000	2,005,000	2,075,000	2,235,000	2,305,000	2,375,000	2,445,000	2,520,000	2,590,000	2,660,000	2,730,000	2,805,000

MODEL		300	400	500	600	700	800	900	1000	1100	1200	1300	1400	1500	1600	1700	1800	1900	2000	2100	2200	2300	2400	2500
PBA165H	기본형	1,210,000	1,260,000	1,310,000	1,375,000	1,440,000	1,505,000	1,555,000	1,660,000	1,725,000	1,790,000	1,855,000	1,920,000	1,990,000	2,150,000	2,220,000	2,290,000	2,360,000	2,435,000	2,505,000	2,575,000	2,645,000	2,720,000	2,790,000
	직결형	1,310,000	1,360,000	1,410,000	1,475,000	1,540,000	1,605,000	1,655,000	1,760,000	1,825,000	1,890,000	1,955,000	2,020,000	2,090,000	2,250,000	2,320,000	2,390,000	2,460,000	2,535,000	2,605,000	2,675,000	2,745,000	2,820,000	2,890,000
	방열형	1,435,000	1,485,000	1,535,000	1,600,000	1,665,000	1,730,000	1,780,000	1,885,000	1,950,000	2,015,000	2,080,000	2,145,000	2,215,000	2,375,000	2,445,000	2,515,000	2,585,000	2,660,000	2,730,000	2,800,000	2,870,000	2,945,000	3,015,000
	기본형 + 센서포함	1,270,000	1,320,000	1,370,000	1,435,000	1,500,000	1,565,000	1,615,000	1,720,000	1,785,000	1,850,000	1,915,000	1,980,000	2,050,000	2,210,000	2,280,000	2,350,000	2,420,000	2,495,000	2,565,000	2,635,000	2,705,000	2,780,000	2,850,000
	직결형 + 센서포함	1,370,000	1,420,000	1,470,000	1,535,000	1,600,000	1,665,000	1,715,000	1,820,000	1,885,000	1,950,000	2,015,000	2,080,000	2,150,000	2,310,000	2,380,000	2,450,000	2,520,000	2,595,000	2,665,000	2,735,000	2,805,000	2,880,000	2,950,000
	방열형 + 센서포함	1,495,000	1,545,000	1,595,000	1,660,000	1,725,000	1,790,000	1,840,000	1,945,000	2,010,000	2,075,000	2,140,000	2,205,000	2,275,000	2,435,000	2,505,000	2,575,000	2,645,000	2,720,000	2,790,000	2,860,000	2,930,000	3,005,000	3,075,000


MODEL		300	400	500	600	700	800	900	1000	1100	1200	1300	1400	1500	1600	1700	1800	1900	2000	2100	2200	2300	2400	2500	2600	2700	2800	2900	3000
PBA210	기본형	1,760,000	1,850,000	1,940,000	2,040,000	2,130,000	2,220,000	2,310,000	2,400,000	2,490,000	2,590,000	2,680,000	2,770,000	2,860,000	2,950,000	3,040,000	3,140,000	3,230,000	3,320,000	3,410,000	3,500,000	3,600,000	3,690,000	3,780,000	3,870,000	3,960,000	4,050,000	4,150,000	4,240,000
	직결형	1,940,000	2,030,000	2,120,000	2,220,000	2,310,000	2,400,000	2,490,000	2,580,000	2,670,000	2,770,000	2,860,000	2,950,000	3,040,000	3,130,000	3,220,000	3,320,000	3,410,000	3,500,000	3,590,000	3,680,000	3,780,000	3,870,000	3,960,000	4,050,000	4,140,000	4,230,000	4,330,000	4,420,000
	방열형	2,120,000	2,210,000	2,300,000	2,400,000	2,490,000	2,580,000	2,670,000	2,760,000	2,850,000	2,950,000	3,040,000	3,130,000	3,220,000	3,310,000	3,400,000	3,500,000	3,590,000	3,680,000	3,770,000	3,860,000	3,960,000	4,050,000	4,140,000	4,230,000	4,320,000	4,410,000	4,510,000	4,600,000
	기본형 + 센서포함	1,820,000	1,910,000	2,000,000	2,100,000	2,190,000	2,280,000	2,370,000	2,460,000	2,550,000	2,650,000	2,740,000	2,830,000	2,920,000	3,010,000	3,100,000	3,200,000	3,290,000	3,380,000	3,470,000	3,560,000	3,660,000	3,750,000	3,840,000	3,930,000	4,020,000	4,110,000	4,210,000	4,300,000
	직결형 + 센서포함	2,000,000	2,090,000	2,180,000	2,280,000	2,370,000	2,460,000	2,550,000	2,640,000	2,730,000	2,830,000	2,920,000	3,010,000	3,100,000	3,190,000	3,280,000	3,380,000	3,470,000	3,560,000	3,650,000	3,740,000	3,840,000	3,930,000	4,020,000	4,110,000	4,200,000	4,290,000	4,390,000	4,480,000
	방열형 + 센서포함	2,180,000	2,270,000	2,360,000	2,460,000	2,550,000	2,640,000	2,730,000	2,820,000	2,910,000	3,010,000	3,100,000	3,190,000	3,280,000	3,370,000	3,460,000	3,560,000	3,650,000	3,740,000	3,830,000	3,920,000	4,020,000	4,110,000	4,200,000	4,290,000	4,380,000	4,470,000	4,570,000	4,660,000

MODEL		300	400	500	600	700	800	900	1000	1100	1200	1300	1400	1500	1600	1700	1800	1900	2000	2100	2200	2300	2400	2500	2600	2700	2800
PBA210H	기본형	2,200,000	2,290,000	2,390,000	2,480,000	2,570,000	2,660,000	2,750,000	2,840,000	2,940,000	3,030,000	3,120,000	3,210,000	3,300,000	3,390,000	3,490,000	3,580,000	3,670,000	3,760,000	3,850,000	3,950,000	4,040,000	4,130,000	4,220,000	4,310,000	4,400,000	4,500,000
	직결형	2,380,000	2,470,000	2,570,000	2,660,000	2,750,000	2,840,000	2,930,000	3,020,000	3,120,000	3,210,000	3,300,000	3,390,000	3,480,000	3,570,000	3,670,000	3,760,000	3,850,000	3,940,000	4,030,000	4,130,000	4,220,000	4,310,000	4,400,000	4,490,000	4,580,000	4,680,000
	방열형	2,560,000	2,650,000	2,750,000	2,840,000	2,930,000	3,020,000	3,110,000	3,200,000	3,300,000	3,390,000	3,480,000	3,570,000	3,660,000	3,750,000	3,850,000	3,940,000	4,030,000	4,120,000	4,210,000	4,310,000	4,400,000	4,490,000	4,580,000	4,670,000	4,760,000	4,860,000
	기본형 + 센서포함	2,260,000	2,350,000	2,450,000	2,540,000	2,630,000	2,720,000	2,810,000	2,900,000	3,000,000	3,090,000	3,180,000	3,270,000	3,360,000	3,450,000	3,550,000	3,640,000	3,730,000	3,820,000	3,910,000	4,010,000	4,100,000	4,190,000	4,280,000	4,370,000	4,460,000	4,560,000
	직결형 + 센서포함	2,440,000	2,530,000	2,630,000	2,720,000	2,810,000	2,900,000	2,990,000	3,080,000	3,180,000	3,270,000	3,360,000	3,450,000	3,540,000	3,630,000	3,730,000	3,820,000	3,910,000	4,000,000	4,090,000	4,190,000	4,280,000	4,370,000	4,460,000	4,550,000	4,640,000	4,740,000
	방열형 + 센서포함	2,620,000	2,710,000	2,810,000	2,900,000	2,990,000	3,080,000	3,170,000	3,260,000	3,360,000	3,450,000	3,540,000	3,630,000	3,720,000	3,810,000	3,910,000	4,000,000	4,090,000	4,180,000	4,270,000	4,370,000	4,460,000	4,550,000	4,640,000	4,730,000	4,820,000	4,920,000

Smart Actuator 가격표

■ EBA 표준품

MODEL		300	400	500	600	700	800	900	1000	1100	1200	1300	1400	1500
EBA45	기본형	359,000	380,000	400,000	439,000	476,000	516,000	557,000	596,000	633,000	671,000	710,000	747,000	786,000
	직결형	399,000	420,000	440,000	479,000	516,000	556,000	597,000	636,000	673,000	711,000	750,000	787,000	826,000
	병렬형	469,000	490,000	510,000	549,000	586,000	626,000	667,000	706,000	743,000	781,000	820,000	857,000	896,000
	기본형 + 센서포함	419,000	440,000	460,000	499,000	536,000	576,000	617,000	656,000	693,000	731,000	770,000	807,000	846,000
	직결형 + 센서포함	459,000	480,000	500,000	539,000	576,000	616,000	657,000	696,000	733,000	771,000	810,000	847,000	886,000
	병렬형 + 센서포함	529,000	550,000	570,000	609,000	646,000	686,000	727,000	766,000	803,000	841,000	880,000	917,000	956,000



MODEL		300	400	500	600	700	800	900	1000	1100	1200	1300	1400	1500	1600	1700	1800	1900	2000	2100	2200	2300	2400	2500
EBA65	기본형	487,000	514,000	541,000	583,000	626,000	669,000	713,000	756,000	799,000	840,000	883,000	926,000	967,000	1,026,000	1,084,000	1,141,000	1,203,000	1,261,000	1,319,000	1,377,000	1,437,000	1,494,000	1,553,000
	직결형	532,000	559,000	586,000	628,000	671,000	714,000	758,000	801,000	844,000	885,000	928,000	971,000	1,012,000	1,071,000	1,129,000	1,186,000	1,248,000	1,306,000	1,364,000	1,422,000	1,482,000	1,539,000	1,598,000
	병렬형	607,000	634,000	661,000	703,000	746,000	789,000	833,000	876,000	919,000	960,000	1,003,000	1,046,000	1,087,000	1,146,000	1,204,000	1,261,000	1,323,000	1,381,000	1,439,000	1,497,000	1,557,000	1,614,000	1,673,000
	기본형 + 센서포함	547,000	574,000	601,000	643,000	686,000	729,000	773,000	816,000	859,000	900,000	943,000	986,000	1,027,000	1,086,000	1,144,000	1,201,000	1,263,000	1,321,000	1,379,000	1,437,000	1,497,000	1,554,000	1,613,000
	직결형 + 센서포함	592,000	619,000	646,000	688,000	731,000	774,000	818,000	861,000	904,000	945,000	988,000	1,031,000	1,072,000	1,131,000	1,189,000	1,246,000	1,308,000	1,366,000	1,424,000	1,482,000	1,542,000	1,599,000	1,658,000
	병렬형 + 센서포함	667,000	694,000	721,000	763,000	806,000	849,000	893,000	936,000	979,000	1,020,000	1,063,000	1,106,000	1,147,000	1,206,000	1,264,000	1,321,000	1,383,000	1,441,000	1,499,000	1,557,000	1,617,000	1,674,000	1,733,000

■ SEBA 표준품

MODEL		300	400	500	600	700	800	900	1000	1100	1200	1300	1400	1500
SEBA45	기본형	405,000	428,000	450,000	493,000	534,000	578,000	623,000	666,000	706,000	748,000	791,000	832,000	875,000
	직결형	445,000	468,000	490,000	533,000	574,000	618,000	663,000	706,000	746,000	788,000	831,000	872,000	915,000
	병렬형	515,000	538,000	560,000	603,000	644,000	688,000	733,000	776,000	816,000	858,000	901,000	942,000	985,000
	기본형 + 센서포함	465,000	488,000	510,000	553,000	594,000	638,000	683,000	726,000	766,000	808,000	851,000	892,000	935,000
	직결형 + 센서포함	505,000	528,000	550,000	593,000	634,000	678,000	723,000	766,000	806,000	848,000	891,000	932,000	975,000
	병렬형 + 센서포함	575,000	598,000	620,000	663,000	704,000	748,000	793,000	836,000	876,000	918,000	961,000	1,002,000	1,045,000



MODEL		300	400	500	600	700	800	900	1000	1100	1200	1300	1400	1500	1600	1700	1800	1900	2000	2100	2200	2300	2400	2500
SEBA65	기본형	546,000	575,000	605,000	651,000	699,000	746,000	794,000	842,000	889,000	934,000	981,000	1,029,000	1,074,000	1,139,000	1,202,000	1,265,000	1,333,000	1,397,000	1,461,000	1,525,000	1,591,000	1,653,000	1,718,000
	직결형	591,000	620,000	650,000	696,000	744,000	791,000	839,000	887,000	934,000	979,000	1,026,000	1,074,000	1,119,000	1,184,000	1,247,000	1,310,000	1,378,000	1,442,000	1,506,000	1,570,000	1,636,000	1,698,000	1,763,000
	병렬형	666,000	695,000	725,000	771,000	819,000	866,000	914,000	962,000	1,008,000	1,054,000	1,101,000	1,149,000	1,194,000	1,259,000	1,322,000	1,385,000	1,453,000	1,517,000	1,581,000	1,645,000	1,711,000	1,773,000	1,838,000
	기본형 + 센서포함	606,000	635,000	665,000	711,000	759,000	806,000	854,000	902,000	949,000	994,000	1,041,000	1,089,000	1,134,000	1,199,000	1,262,000	1,325,000	1,393,000	1,457,000	1,521,000	1,585,000	1,651,000	1,713,000	1,778,000
	직결형 + 센서포함	651,000	680,000	710,000	756,000	804,000	851,000	899,000	947,000	994,000	1,039,000	1,086,000	1,134,000	1,179,000	1,244,000	1,307,000	1,370,000	1,438,000	1,502,000	1,566,000	1,630,000	1,696,000	1,758,000	1,823,000
	병렬형 + 센서포함	726,000	755,000	785,000	831,000	879,000	926,000	974,000	1,022,000	1,069,000	1,114,000	1,161,000	1,209,000	1,254,000	1,319,000	1,382,000	1,445,000	1,513,000	1,577,000	1,641,000	1,705,000	1,771,000	1,833,000	1,898,000

■ ERA 표준품-소비자가

MODEL		50	100	150	200
ERA45	기본형	340,000	360,000	380,000	390,000
	직결형	380,000	400,000	420,000	430,000
	병렬형	450,000	470,000	490,000	500,000
	기본형 + 센서포함	400,000	420,000	440,000	450,000
	직결형 + 센서포함	440,000	460,000	470,000	480,000
	병렬형 + 센서포함	510,000	530,000	540,000	550,000

MODEL		50	100	150	200
ERA4520	기본형	450,000	480,000	500,000	520,000
	직결형	490,000	520,000	540,000	560,000
	병렬형	560,000	590,000	610,000	630,000
	기본형 + 센서포함	510,000	540,000	560,000	580,000
	직결형 + 센서포함	550,000	580,000	600,000	620,000
	병렬형 + 센서포함	620,000	650,000	670,000	690,000

MODEL		50	100	150	200	250	300
ERA65 (ø 12)	기본형	400,000	420,000	440,000	460,000	480,000	490,000
	직결형	450,000	470,000	490,000	500,000	520,000	540,000
	병렬형	520,000	540,000	560,000	580,000	600,000	610,000
	기본형 + 센서포함	460,000	480,000	500,000	520,000	540,000	550,000
	직결형 + 센서포함	510,000	530,000	550,000	560,000	580,000	600,000
	병렬형 + 센서포함	580,000	600,000	620,000	640,000	660,000	670,000

MODEL		50	100	150	200	250	300
ERA6520 (ø 12)	기본형	520,000	550,000	580,000	600,000	620,000	650,000
	직결형	560,000	590,000	620,000	640,000	670,000	690,000
	병렬형	640,000	670,000	700,000	720,000	740,000	770,000
	기본형 + 센서포함	580,000	610,000	640,000	660,000	680,000	710,000
	직결형 + 센서포함	620,000	650,000	680,000	700,000	730,000	750,000
	병렬형 + 센서포함	700,000	730,000	760,000	780,000	800,000	830,000

MODEL		50	100	150	200	250	300
ERA65H (ø 15)	기본형	550,000	590,000	610,000	620,000	640,000	660,000
	직결형	600,000	640,000	650,000	670,000	680,000	700,000
	병렬형	670,000	710,000	730,000	740,000	760,000	780,000
	기본형 + 센서포함	610,000	650,000	670,000	680,000	700,000	720,000
	직결형 + 센서포함	660,000	700,000	710,000	730,000	740,000	760,000
	병렬형 + 센서포함	730,000	770,000	790,000	800,000	820,000	840,000

