

i-ROBO Smart Actuator

SEBA

▶ Enclosed-type clean BELT TYPE ▶ Size : 45 / 65 ▶ Standard stroke maximum 2500mm

■ Main Drive Belt

- S3M, S5M 우레탄 벨트를 사용하여 균일한 속도 유지와 가벼운 무게로 정밀 시스템에 적합
- Belt Specification

	BELT TYPE	Width
SEBA 45	S3M	12
SEBA 65	S5M	20

■ LM Guide

- 2조열, 4조열의 전동면을 붙이 외전, 순환하여 블록에 조립된 엔드캡을 통해 볼열을 순환
- 볼리테이너 타입 (볼끼리의 상호 마찰이 없어지고, 볼은 균등하게 정렬되어 운동함)

■ Structure of Base

- 고강성 컴팩트한 구조
- User 장비와 맞춤 고정기 용이한 Base에 T-slot 방식
- 저소음 타입



■ Motor

- STEP motor 및 SERVO motor의 다양한 모터 사용



■ Zero Backlash Disk Coupling

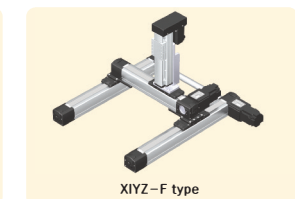
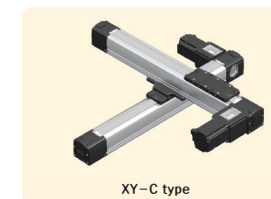
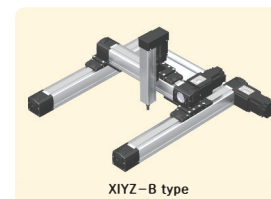
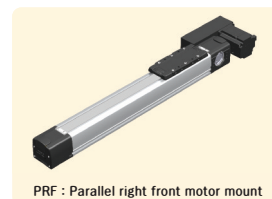
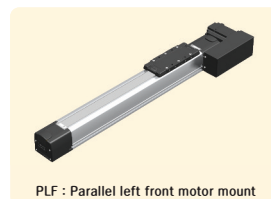
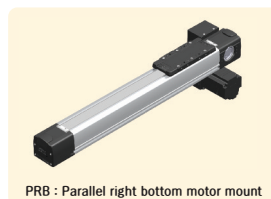
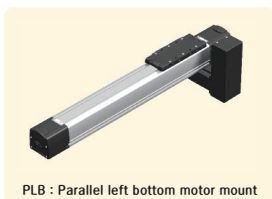
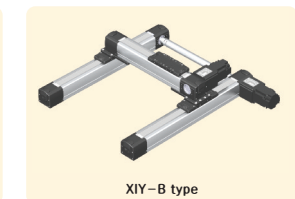

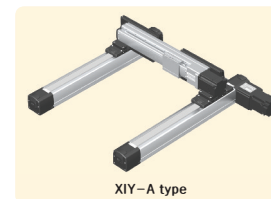
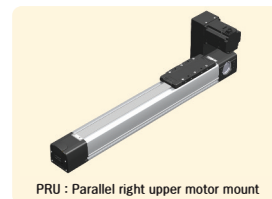
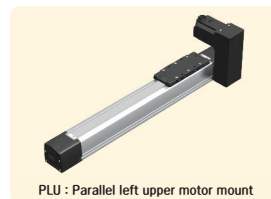
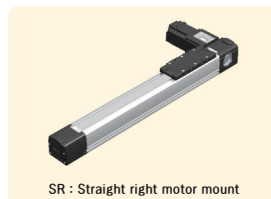
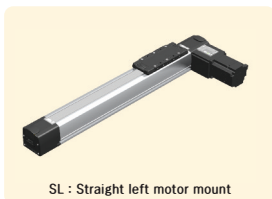
- 비틀림 강성이 커 고정밀 위치 제어가 가능
- 클램프 타입을 사용하여 Motor 조립이 간편
- 낮은 관성으로 소형 Motor 적용이 용이

■ Pulley and Timing Belt

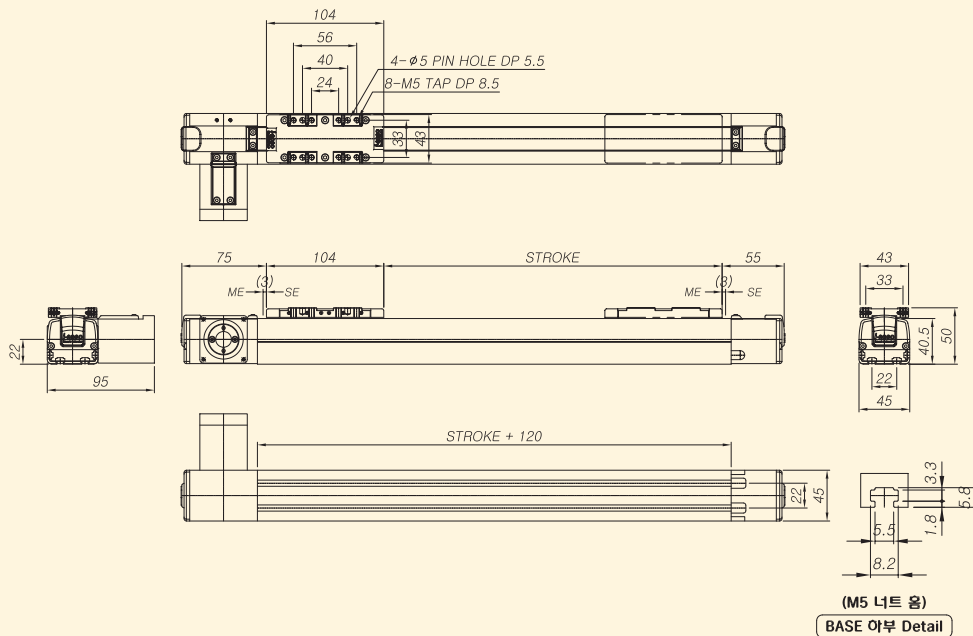
- 2개의 Pulley와 Timing Belt로 구성
- Tension Guide BRG'으로 장력 조절하여 Belt 탈주 및 장력 풀림 방지

■ Structure of External Sensor

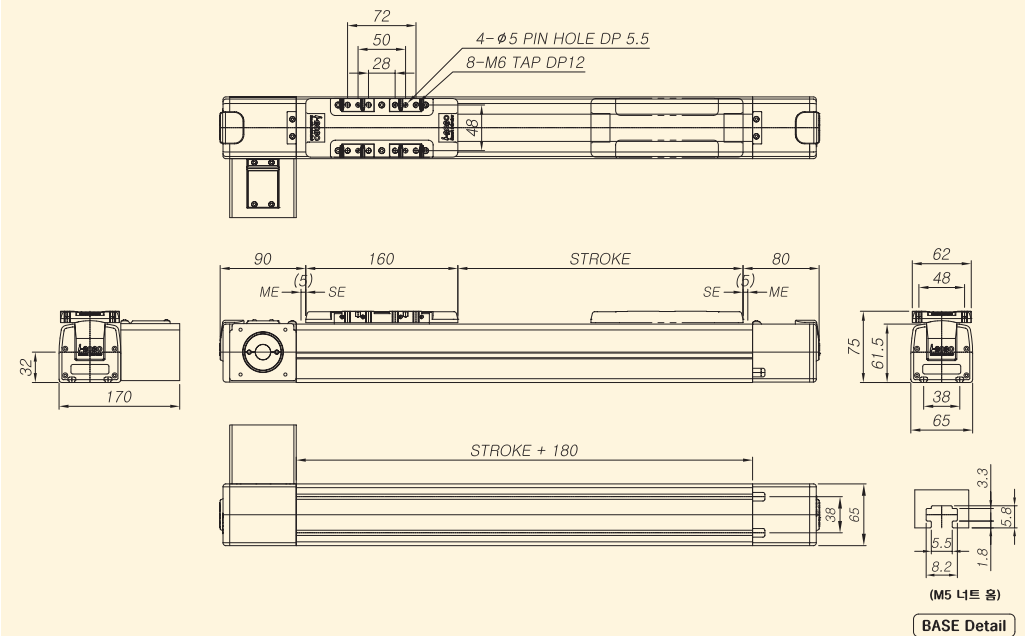
- Actuator의 외부에 근접센서를 부착하여 조립 및 유지 관리가 간편
- 외장형 센서 : EE-SX674(OMRON)



SEBA 45



SEBA 65



Model	Width (mm)	Motor Rated Output	Lead (mm)	Max Load (kg)	Max Stroke (mm)	Max Speed (sec)
SEBA45	45	□42(600rpm)	75	2	300~1500	750
		□60(600rpm)	75	10		750
		100W(3000rpm)	25(R3)	4.5		1250

Model	Width (mm)	Motor Rated Output	Lead (mm)	Max Load (kg)	Max Stroke (mm)	Max Speed (sec)
SEBA65	65	200W(3000rpm)	65(28/56)	2.5	300~2500	3250
			43(R3)	5		2160
			26(R5)	15		1300

스트로크 및 금액 [엔서포함]

MODEL		300	400	500	600	700	800	900	1000	1100	1200	1300	1400	1500		
SEBA45	직결형 + 센서	505,000	528,000	550,000	593,000	634,000	678,000	723,000	766,000	806,000	848,000	891,000	932,000	975,000		
	병렬형 + 센서	582,000	605,000	627,000	670,000	711,000	755,000	800,000	843,000	883,000	925,000	968,000	1,009,000	1,052,000		
MODEL		300	400	500	600	700	800	900	1000	1100	1200	1300	1400	1500	2000	2500
SEBA65	직결형 + 센서	651,000	681,000	711,000	757,000	804,000	851,000	900,000	947,000	994,000	1,040,000	1,087,000	1,134,000	1,179,000	1,503,000	1,824,000
	병렬형 + 센서	734,000	763,000	793,000	839,000	887,000	934,000	982,000	1,030,000	1,077,000	1,122,000	1,169,000	1,217,000	1,262,000	1,585,000	1,906,000

▶ 스트로크, 표면처리 등 비표준 및 옵션 사양을 적용 시 당사로 문의 바랍니다. ▶ 홈페이지에서 각 제품별 도면(2D/3D) 및 카다로그를 다운로드 받으실 수 있습니다.