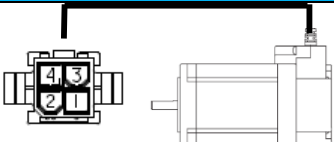
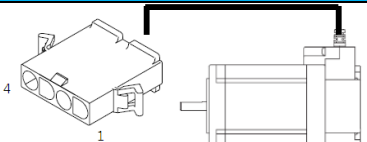


MOTOR 선택표 (EzM, EzM2 시리즈)

작성일자 : 2018-12-07

NO.	품명	규격	A	/A	B	/B
1	EzM	86XL	□ WHITE	■ GREEN	■ RED	■ BLACK
2	EzM	86L	□ WHITE	■ GREEN	■ RED	■ BLACK
3	EzM	86M	□ WHITE	■ GREEN	■ RED	■ BLACK
4	EzM	60L	□ WHITE	■ YELLOW	■ BLUE	■ RED
5	EzM	60M	□ WHITE	■ YELLOW	■ BLUE	■ RED
6	EzM	60S	□ WHITE	■ YELLOW	■ BLUE	■ RED
7	EzM	56L	□ WHITE	■ YELLOW	■ BLUE	■ RED
8	EzM	56M	□ WHITE	■ YELLOW	■ BLUE	■ RED
9	EzM	56S	□ WHITE	■ YELLOW	■ BLUE	■ RED
10	EzM	42XL	□ WHITE	■ YELLOW	■ BLUE	■ RED
11	EzM	42L	□ WHITE	■ YELLOW	■ BLUE	■ RED
12	EzM	42M	□ WHITE	■ YELLOW	■ BLUE	■ RED
13	EzM	42S	□ WHITE	■ YELLOW	■ BLUE	■ RED
14	EzM	28L	■ RED	■/□ RED/WHITE	■ GREEN	■/□ GREEN/WHITE
15	EzM	28M	■ RED	■/□ RED/WHITE	■ GREEN	■/□ GREEN/WHITE
16	EzM	28S	■ RED	■/□ RED/WHITE	■ GREEN	■/□ GREEN/WHITE
17	EzM	20L	■ RED	■/□ RED/WHITE	■ GREEN	■/□ GREEN/WHITE
18	EzM	20M	■ RED	■/□ RED/WHITE	■ GREEN	■/□ GREEN/WHITE

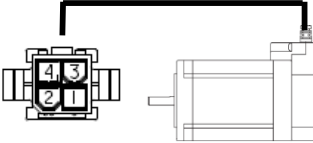
Motor Connector (20~60mm)		
Pin layout	Function	Pin number
	B	1
	A	2
	/B	3
	/A	4

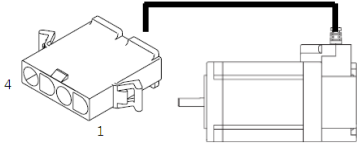
Motor Connector (86mm)		
Pin layout	Function	Pin number
	A	1
	/A	2
	B	3
	/B	4

MOTOR 선택표 (BM 시리즈)

작성일자 : 2018-12-07

NO.	품명	규격	A	/A	B	/B
1	BM-ST	86XL	■ GREEN	■ BLACK	■ RED	■ BLUE
2	BM-ST	86L	■ GREEN	■ BLACK	■ RED	■ BLUE
3	BM-ST	86M	■ GREEN	■ BLACK	■ RED	■ BLUE
4	BM-ST	60L	■ BLACK	■ GREEN	■ RED	■ BLUE
5	BM-ST	60M	■ BLACK	■ GREEN	■ RED	■ BLUE
6	BM-ST	60S	■ BLACK	■ GREEN	■ RED	■ BLUE
7	BM-ST	56L	■ BLACK	■ GREEN	■ RED	■ BLUE
8	BM-ST	56M	■ BLACK	■ GREEN	■ RED	■ BLUE
9	BM-ST	56S	■ BLACK	■ GREEN	■ RED	■ BLUE
10	BM-ST	42XL	■ GREEN	■ BLACK	■ RED	■ BLUE
11	BM-ST	42L	■ GREEN	■ BLACK	■ RED	■ BLUE
12	BM-ST	42M	■ GREEN	■ BLACK	■ RED	■ BLUE
13	BM-ST	42S	■ GREEN	■ BLACK	■ RED	■ BLUE
14	BM-ST	28L	■ GREEN	■ BLACK	■ RED	■ BLUE
15	BM-ST	28M	■ GREEN	■ BLACK	■ RED	■ BLUE
16	BM-ST	28S	■ RED	■/□ RED/WHITE	■/□ GREEN/WHITE	■ GREEN
17	BM-ST	20L	■ GREEN	■ BLACK	■ RED	■ BLUE
18	BM-ST	20M	■ GREEN	■ BLACK	■ RED	■ BLUE

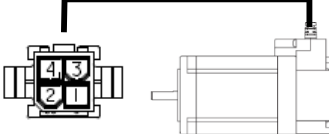
Motor Connector (20~60mm)		
Pin layout	Function	Pin number
	B	1
	A	2
	/B	3
	/A	4

Motor Connector (86mm)		
Pin layout	Function	Pin number
	A	1
	/A	2
	B	3
	/B	4

MOTOR 선택표 (SM 시리즈)

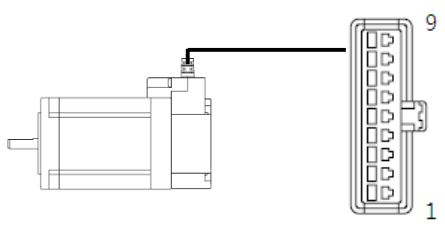
작성일자 : 2018-12-07

NO.	품명	규격	A	/A	B	/B
1	SM	60L	□ WHITE	■ YELLOW	■ BLUE	■ RED
2	SM	60M	□ WHITE	■ YELLOW	■ BLUE	■ RED
3	SM	60S	□ WHITE	■ YELLOW	■ BLUE	■ RED
4	SM	56L	□ WHITE	■ YELLOW	■ BLUE	■ RED
5	SM	56M	□ WHITE	■ YELLOW	■ BLUE	■ RED
6	SM	56S	□ WHITE	■ YELLOW	■ BLUE	■ RED
7	SM	42XL	□ WHITE	■ YELLOW	■ BLUE	■ RED
8	SM	42L	□ WHITE	■ YELLOW	■ BLUE	■ RED
9	SM	42M	□ WHITE	■ YELLOW	■ BLUE	■ RED
10	SM	42S	□ WHITE	■ YELLOW	■ BLUE	■ RED
11	SM	35L	■ GREEN	■ BLACK	■ RED	■ BLUE
12	SM	35M	■ GREEN	■ BLACK	■ RED	■ BLUE
13	SM	28L	■ GREEN	■ BLACK	■ RED	■ BLUE
14	SM	28M	■ GREEN	■ BLACK	■ RED	■ BLUE
15	SM	28S	■ GREEN	■ BLACK	■ RED	■ BLUE
16	SM	20L	■ GREEN	■ BLACK	■ RED	■ BLUE
17	SM	20M	■ GREEN	■ BLACK	■ RED	■ BLUE

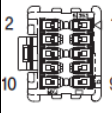
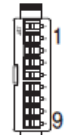
Motor Connector (20~60mm)		
Pin layout	Function	Pin number
	B	1
	A	2
	/B	3
	/A	4

ENCODER 선택표

작성일자 : 2018-12-07

Motor Connector			
Pin layout	Function	Pin number	Color
	A+	1	■ BROWN
	A-	2	■ ORANGE
	B+	3	□ WHITE
	B-	4	■ GREY
	Z+	5	■ BLUE
	Z-	6	■ VIOLET
	5VDC	7	■ RED
	5VDC GND	8	■ BLACK
	Frame GND	9	SHIELD

Wiring Diagram

Connector of Drive			Wiring	Connector of Motor		
Pin layout	Function	Pin number		Pin number	Function	Pin layout
	A+	1. ■ BROWN	-----	1. ■ BROWN	A+	
	A-	2. ■ ORANGE	-----	2. ■ ORANGE	A-	
	B+	3. □ WHITE	-----	3. □ WHITE	B+	
	B-	4. ■ GREY	-----	4. ■ GREY	B-	
	Z+	5. ■ BLUE	-----	5. ■ BLUE	Z+	
	Z-	6. ■ VIOLET	-----	6. ■ VIOLET	Z-	
	5VDC	7. ■ RED	-----	7. ■ RED	5VDC	
	5VDC GND	8. ■ BLACK	-----	8. ■ BLACK	5VDC GND	
	Frame GND	9. SHIELD	-----	9. SHIELD	Frame GND	
	Frame GND	10. -	-----		Frame GND	